







Heathcote Primary School - Long Term Plan - Reception

| Autumn 1 WILL YOU BE MY FRIEND?  | Autumn 2 WHAT HAPPENS WHEN I FALL ASLEEP?  | Spring 1 WILL YOU TELL ME A STORY?  | Spring 2 ANIMALS  | Summer 1 ARE WE THERE YET? Link to the Tempest  | Summer 2 MAGICAL GARDEN  |
|--|--|--|--|---|--|
| Super Starters: Meeting new friends! | Super Starters: Dark Den Role Play | Super Starters: Season Spotter - Local area walk | Super Starters: Visit from a vet | Super Starters: Aeroplane day | Super Starters: Minibeast hunt |
| Key Texts: Lost & Found Sharing a Shell Rainbow Fish Funnybones Winnie the Witch | Key Texts: Owl Babies Bedtime for Monsters Jolly Christmas Postman | Key Texts: Jack & the beanstalk Goldilocks The Three Little Pigs The Gingerbread Man | Key Texts: Our very own dog Farmer Duck The Little Red Hen | Key Texts: The Naughty Bus The Train Ride Mr Gumpy's Motorcar The Tempest | Key Texts: The very hungry caterpillar The bad-tempered ladybird Superworm |
| PSED Settling in Making friends To be confident when making new friends. To describe how we feel and why we feel that way. To share with other children. Understanding school/classroom rules and responsibilities | PSED To form positive relationships with other children when working together. To develop ways to solve problems when they arise. To recognise what makes us unique. Protective Behaviours | PSED To share ideas about how we can help others and show that we care. To develop ways to solve problems. To explore feelings and experiences that make us feel certain emotions. Yoimojis - Pip (brave), Peep (curious) | PSED To talk about the importance of being kind, looking after new people and animals and how we can make everyone in the community of our setting feel safe and settled. Yoimojis - Clem (honest), Slip (independent) | PSED To learn about road safety rules and look at the important clothing people have to wear when travelling on certain modes of transport. Yoimojis - Fizz (kind), Chomp (patient) | PSED To talk about changes and prepare ourselves for the big transition of getting ready for Year 1! RSE - Taking care project |
| PD PE - Dance To use simple tools to change materials. To begin to use anticlockwise movement with a dominant hand. To develop healthy and hygienic routines. To show understanding of the need for safety. | PD PE- Gymnastics To handle tools, objects, construction and malleable materials safely and with increasing control. To use anticlockwise movement and retrace vertical lines. To begin to form recognisable letters. | PD PE - Ball skills To continue to form recognisable lower case letters with pencils, paintbrushes and chalks. To use scissors with increasing control. | PD PE - Hockey skills To continue to handle tools safely. To continue to form recognisable letters. | PD PE - Tennis skills To continue to handle tools safely. To continue to form recognisable letters. | PD PE - Athletics To handle tools and equipment safely and with secure control e.g. pencils, scissors, construction tools. To use the correct grip when handling a pencil, write letters with correct letter formation and begin to write on a line. To talk about ways to keep healthy, safe and manage basic hygiene. |
| CLL Phonics Phase 1/2 Reading, writing and drama activities based on book of the week. | CLL Phonics Phase 2/3 Reading, writing and drama activities based on book of the week. | CLL Phonics Phase 3 Reading, writing and drama activities based on book of the week. | CLL Phonics Phase 4 Reading, writing and drama activities based on book of the week. | CLL Phonics Phase 4/5 Reading, writing and drama activities based on book of the week. | CLL Phonics Phase 5 Reading, writing and drama activities based on book of the week. |
| Maths Baseline assessments | Maths Addition and subtraction within 6 | Maths Calendar and time Numbers within 10 | Maths Grouping and sharing Numbers within 20 | Maths Shape and pattern | Maths Measures |

| | | | | | |
|--|--|---|---|--|--|
| Pattern and early number Numbers within 6 | Measure 3D shape and position | Addition and subtraction within 10 Numbers within 15 | Doubling and halving | Addition and subtraction within 20 Money | Depth of numbers within 20 Numbers beyond 20 |
| UTW To know how people help us. To know what makes us unique, and can talk about our friends and family. To use computer software in class including the use of iPads. | UTW To explore our solar system. To learn about nocturnal animals. To learn about people who work at night. To learn about the traditions of different celebrations – Diwali, Halloween, Bonfire Night, Christmas. To explore different apps on the iPad. | UTW To name different parts of a castle. To explore and describe different materials. To take care of the environment by planting bulbs. To learn about different celebrations including Valentine's Day, and Chinese New Year. To tell our own stories using Puppet Pals on the iPads. | UTW To name different pets and farm animals. To learn how to care for a pet. To understand the job of a vet and a farmer. To use the iPads to create and save work on MiniMash. | UTW To explore different forms of transport. To explore, predict and test - floating and sinking, friction of different materials. To use maps to consider where we'd like to visit. To use laptops and iPads to explore Google Earth, design our own vehicles and code a car to move around a map. Shakespeare. | UTW To explore minibests in the local environment. To learn about growth and change and describe the life cycle of a butterfly. To learn about plants and flowers. To continue to practice using the laptops. |
| EAD Role play area – home corner, doctors. To use role play in the home corner. To explore colour mixing with paint. To use appropriate tools for different art tasks. To explore simple rhythms using different percussion. | EAD Role play area – dark den, campsite, Space station, gingerbread house, post office. To explore the different sounds of instruments. To use simple tools and techniques competently and appropriately. To use movement and gesture to express ideas and experiences. | EAD Role play area – Castle. To use collage materials confidently. Use paint and different textures to create art work. To use different construction materials to build. To retell stories using drama and role play. Cooking – making gingerbread. | EAD Role play area – vets. To explore the illustrations of Salvatore Rubbino. To will explore how to add different patterns and textures to our artwork. To use modelling materials to create animal sculptures. To sing animal songs. | EAD Role play area – airport, travel agents, train. To use junk model materials to make different forms of transport. To use collage materials. To explore different songs on the theme of travel and transport. | EAD Role play area – fairy garden. To draw and paint pictures of minibests and magical creatures. To create minibest sculptures using a variety of materials including natural resources. |
| RE | RE Diwali Christmas Story | RE Talk about people who are special to them and why. Reflect on the question 'am I a good friend?' Talk about religious stories looking at similarities and differences. Retell stories from the Christian bible and other faiths. | RE Recognise special places where people go to worship and talk about what people do there. Identify 3 features of a place of worship. Identify a special time they celebrate and explain what celebration means. Ask questions about stories to do with Christmas and Chanukah. | RE Show an awareness that some people belong to different religions. Talk about issues of good and bad, right and wrong arising from stories. Recognise that some people believe God created the world. Explore creation stories from around the world. | RE Talk about the fact that Christians believe in God and follow the example of Jesus. Retell a story that shows what Christians might think about God. Talk about the beliefs of a particular religion. Retell a story that shows what the religion might think about God. |
| <i>Fabulous finish:</i> Teddy Bears' Picnic | <i>Fabulous finish:</i> Explorer Dome | <i>Fabulous finish:</i> Making Gingerbread | <i>Fabulous finish:</i> Eggs-travaganza! | <i>Fabulous finish:</i> Green screen project | <i>Fabulous finish:</i> School trip - TBC |
| <i>Key events in school:</i> Road safety talk | <i>Key events in school:</i> Pantomime Nativity | <i>Key events in school:</i> Pancake Day, races | <i>Key events in school:</i> Easter tea party | <i>Key events in school:</i> Grandparents tea party | <i>Key events in school:</i> Sports Day |

PSED – Personal, Social, Emotion Development

PD – Physical Development

CLL – Communication, Language and Literacy

UTW – Understanding the World

EAD – Expressive Arts and Design

RE – Religion Education